


Space requirements & Safety Clearances

The requirements for space and safety clearances are extracted from the following standards BS-EN1176-1

BS-EN1176-1 Section 4.2.8 **Zones**
 BS-EN1176-1 Section 4.2.8.2.3 **Free space**

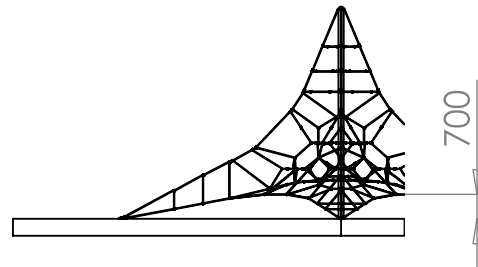
The equipment should be situated to allow 2.0m free space from the edge of the product at ground level. This translates into a 12.24m square. Total area required based on square layout is 149.82m².

Finished assembly showing the recommended safety zones



Free Height of fall

The maximum height at which a child can stand, and fall unimpeded is 700mm, the highest point on the perimeter rope. This is considered to be the free height of fall according to BS-EN 1176 part 11 section 4.3 and therefore a suitable square safety surface of 11.24m is needed.



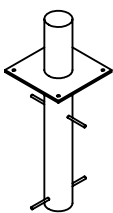
Installation instructions

The **Active 6000** Activity Net is delivered in three sections.

Section One is the polished stainless steel mast which is to be mounted over the central spigot of the foundation steelwork leaving the top of the mast to accept the aluminium dome. This is attached to the top of the net.

Section Two is the net, complete with aluminium dome to be inserted into the top of the mast.

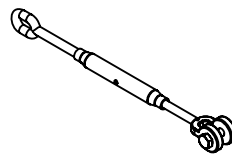
Section Three is the foundation steelwork. This comprises of four galvanised corner anchors, one central galvanised spigot and four safety anchors. The package will also contain four rigging screws for attaching and tensioning the net at each corner to the foundation steelwork.



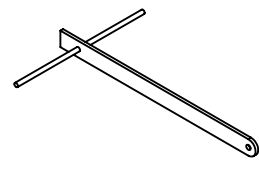
Central Spigot
x1



Safety Anchor
x4



Rigging Screw
x4



Corner Anchor
x4